

2027 ADMISSIONS SUMMARY

CLASS PROFILE

5,959
Applied

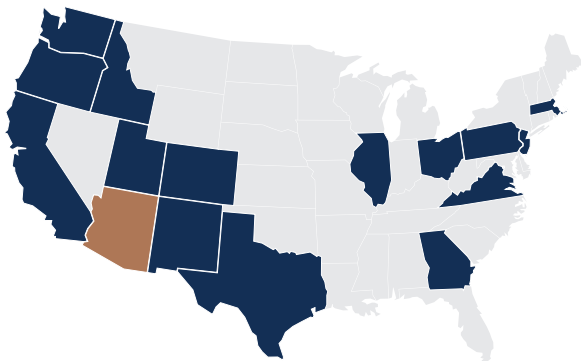
3,480
Secondaries
Completed

442
Interviewed

181
Direct Offers

120
Matriculated

Class Geography

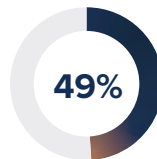


Class Composition

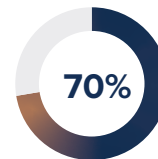
48% FEMALE

51% MALE

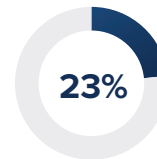
25 AVERAGE AGE
Age Range 21–40 years



Reapplicant



Gap Year(s)



Graduate Degrees

Primary Undergraduate School

31

Arizona State University

17

University of Arizona

7

Brigham Young University

6

UC–Berkeley

6

UC–San Diego

6

University of Washington

Dimensions of Diversity

56%

of the class meets one or more dimensions

19% Underrepresented in Medicine (URM)

24% Educationally

41% Socioeconomically

4% Rural Upbringing

Some students are captured in more than one dimension

3.78
Overall GPA

3.72
GPA Science

100%
CLINICAL

100%
LEADERSHIP

516
MCAT

Average Score

92nd
Percentile

Based on national MCAT scores

96%
RESEARCH

100%
VOLUNTEER